



Forum Multifamily Real Estate Investment Trust (FMREIT)

TODAY'S OPPORTUNITY IN REAL ESTATE

Not all real estate is the same. Multifamily real estate benefits from certain, secular tailwinds which we believe make now a prime and compelling entry point into the market.

AS OF FEBRUARY 28, 2025

Note: Unless otherwise noted, all properties depicted in the photos contained in this presentation are owned or managed by FMREIT. Forum Investment Group, LLC ("Forum") is the sponsor of FMREIT. Investors in FMREIT will not acquire an interest in Forum or any other funds sponsored by Forum and should not assume that the performance of Forum's previous investments, acquisitions and developments will be indicative of future results for FMREIT.

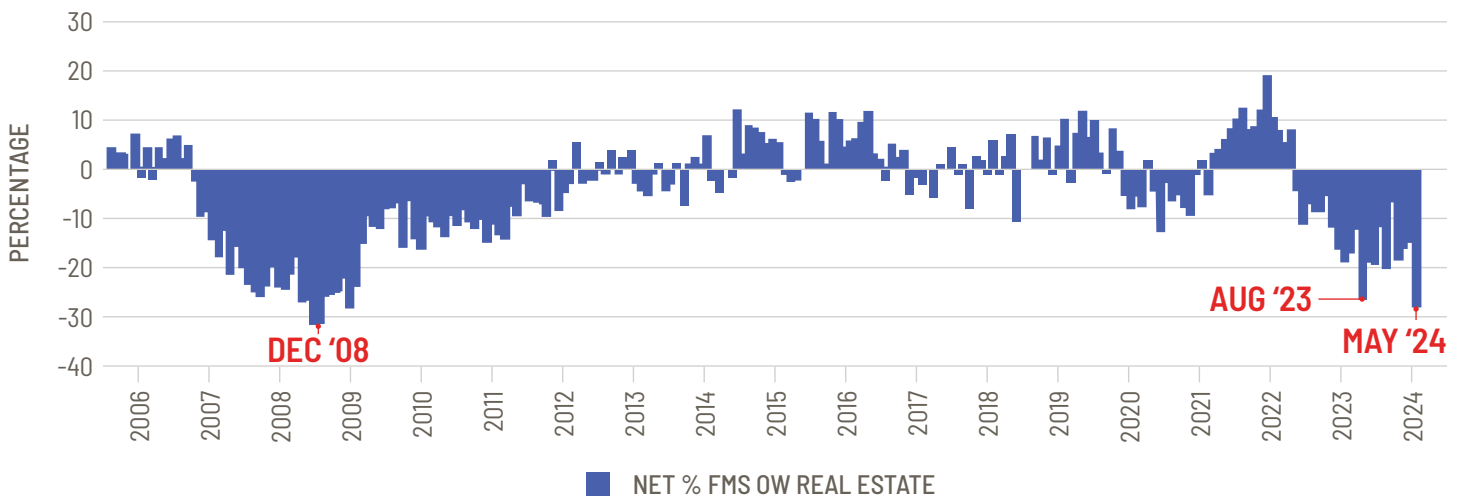
This brochure is neither an offer to sell nor a solicitation of an offer to buy the securities described in the FMREIT confidential private placement memorandum (the "PPM"). Offerings are made only by means of the PPM, which should be read in order to fully understand all of the implications and risks associated with an offering.

CONFIDENTIAL – FOR QUALIFIED INVESTORS ONLY – NOT TO BE SHARED OR DISTRIBUTED – INSTITUTIONAL USE ONLY

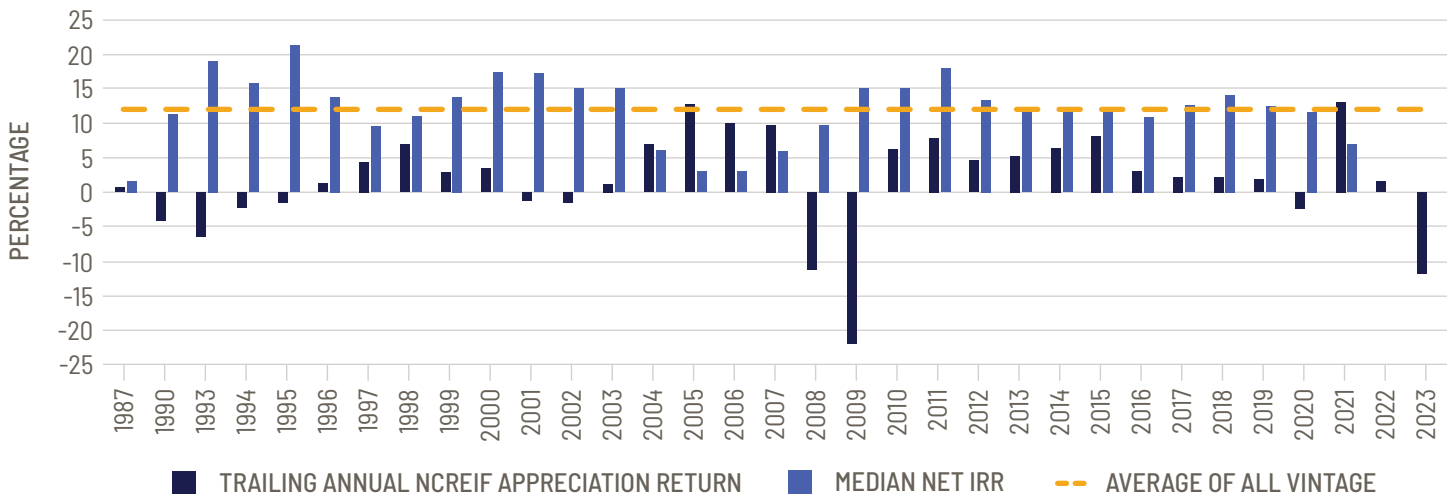
01 Real Estate allocations are at their lowest levels in decades.

- | Investing in real estate, like any asset, depends on your time horizon.
- | Investors have reduced their allocations well below historical averages.
- | We believe now is the time to consider building an opportunistic allocation for the potential to increase return and reduce volatility in your portfolio.

Net % FMS Most Underweight Real Estate Since June 2009¹



Some Of The Best Fund Vintages Have Occurred When Values Are Correcting²



1. Source: BofA Global Fund Manager Survey, May 2024. 2. Source: NCREIF; Hines Research; as of Q4 2023.

02 Multifamily real estate benefits from secular tailwinds of a supply / demand imbalance.



There are four primary commercial real estate (“CRE”) verticals: office, retail, industrial and multifamily, but only one has a secular supply / demand imbalance.

The U.S. is short ~ 2.5 million housing units in 2024.¹ By 2026, projections are that the U.S. will be short ~4.5 million housing units.²

Adding to the growing supply/demand imbalance is the high cost of single-family home ownership, which pushes people and revenue towards rental properties.

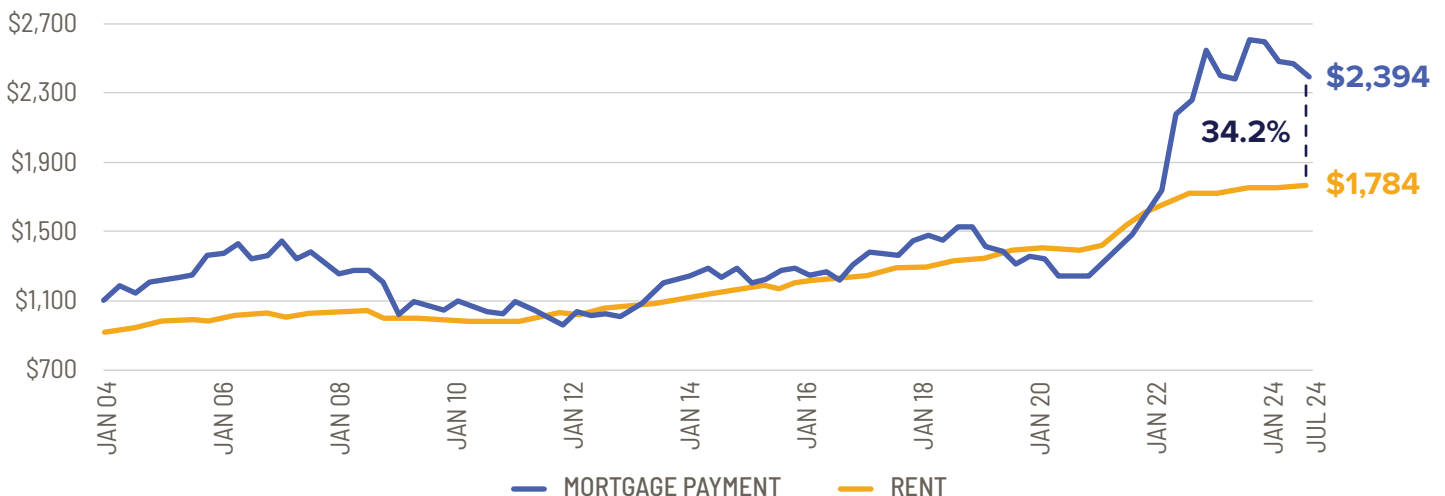
Housing Deficit

The country is not producing enough housing to meet the ever-growing demand. The U.S. is short approximately

2.5 Million

housing units to meet current demand!

Home Mortgage Payment Vs. Rent³

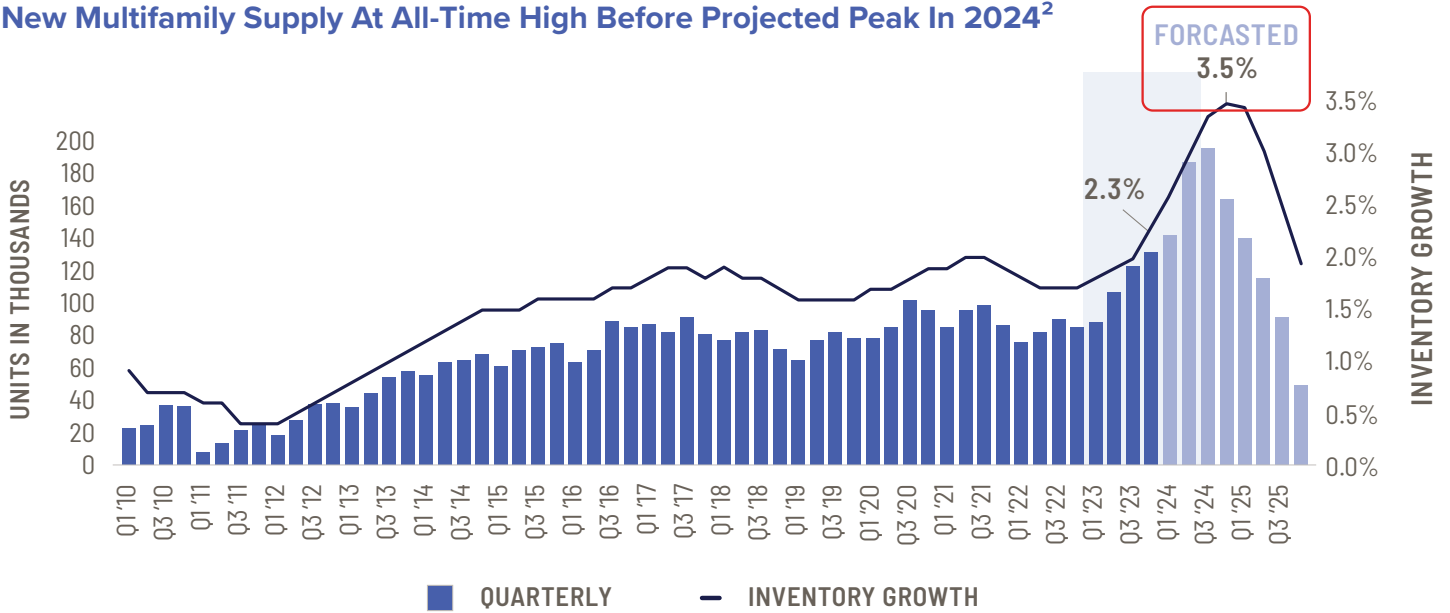


¹ Source: US Housing Supply Gap Grows in 2023; Growth Outpaces Permits in Fast-Growing Sunbelt Metros; Realtor.com; February 2024. ² Source: NMHC U.S. Apartment Demand Through 2035, July 27, 2022. ³ Source: Freddie Mac, Census, HUD, YardiMatrix, data through 9/30/2024. Mortgage payment assumes 90% LTV.

03 We believe we are at a tipping point: demand outpacing supply.

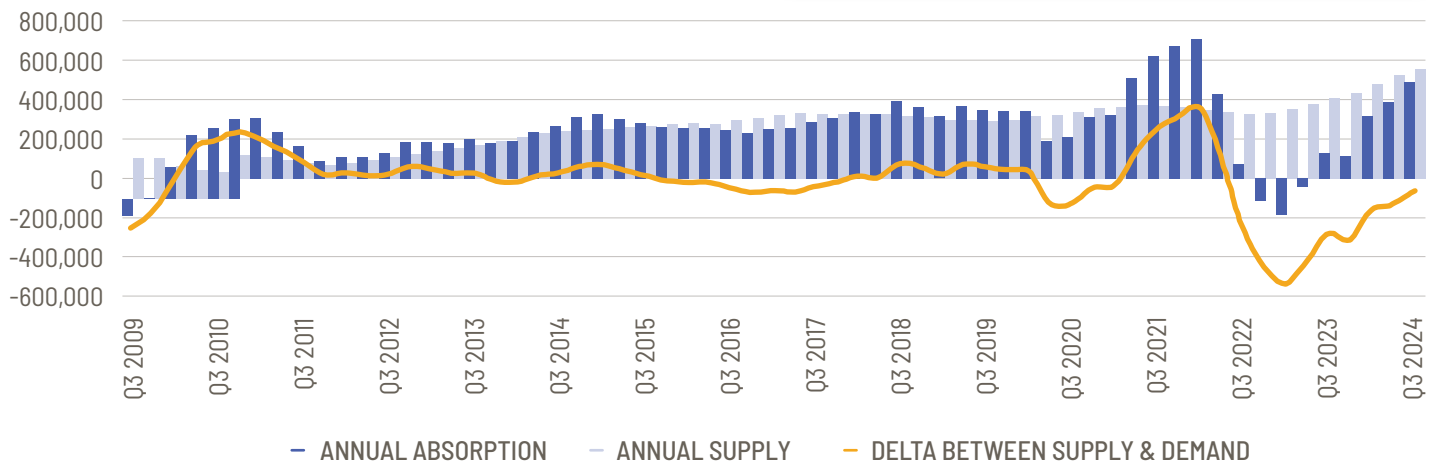
- Forum has not completed a stabilized acquisition in nearly 5 years.
- New and naïve entrants with low cost of capital have pursued development since 2016. Rates have moved lending costs up 500 bps, resulting in great properties stabilized today, but owned by distressed borrowers.
- We believe now is the time to acquire great assets at an attractive discount.

New Multifamily Supply At All-Time High Before Projected Peak In 2024²



U.S. Annual Apartment Supply vs. Annual Absorption

FORUM'S KEY TAKEAWAY: Demand poised to exceed supply.



1. Source: Newmark Research, RealPage, Q4 2023. 2. Source: Absorption is inching closer, Market Intelligence, U.S. Fall Apartment Market Outlook, RealPage, as of Q3 2024.

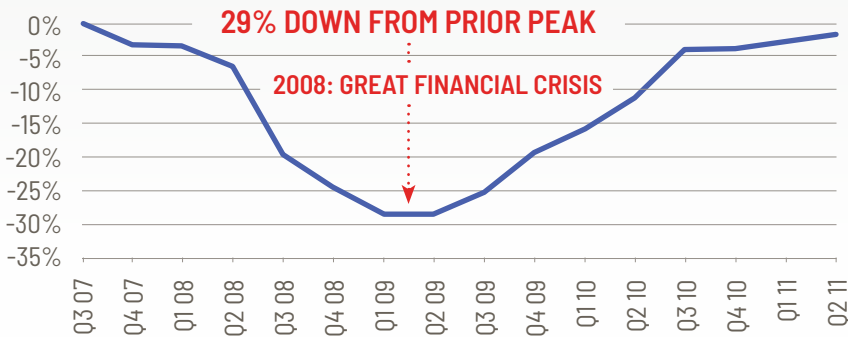
04 We believe now is the time to acquire great assets at a discount.

Post-acquisition, we believe well managed properties in high job growth markets will support and increase property valuations over time.

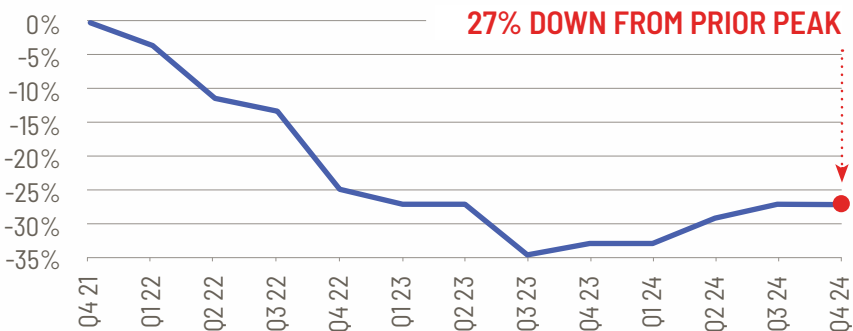
It's simple: when demand is high and supply is low, with single family housing cost at an all-time high, we believe rents will increase over time.

For these reasons, we believe that Multifamily is the best positioned opportunity in private real estate today.

National Multifamily Valuations - Green Street Weighted Avg Cap Rates 2008: Geat Recession¹



National Multifamily Valuations - Green Street Weighted Avg Cap Rates 2023: Fed Slays Inflation¹



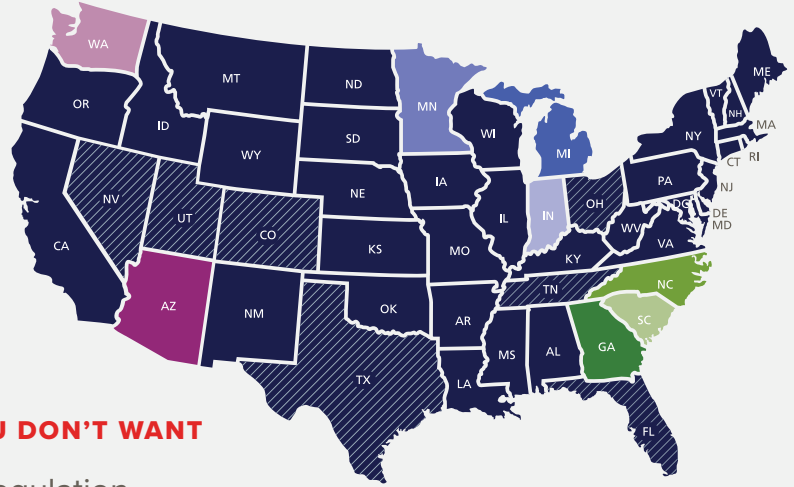
¹ Source: Green Street, as of February 2025.



05 Why the Forum Flagship Fund?

“We’re not the market, we believe we’re the opportunity.”
 — Jay Miller, CIO

Multifamily focus only¹ - which we believe has the strongest tailwinds in commercial real estate.



ADDITIONAL FORUM TARGET MARKETS⁶

Disciplined approach:

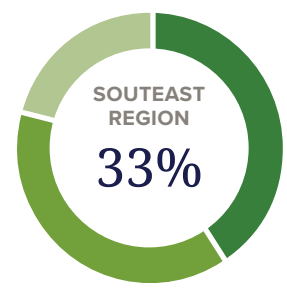
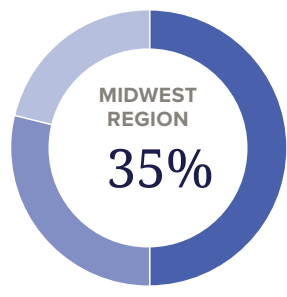
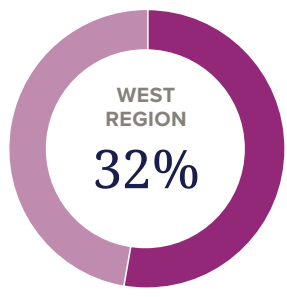
WHAT YOU WANT

- Robust job growth
- Favorable demographics
- Increasing household formations

WHAT YOU DON'T WANT

- Heavy regulation
- Political instability
- High insurance risk

Regional Diversification²



17 PROPERTIES^{3,4}



3,539 UNITS⁴



\$39.5M
COMBINED NOI⁵
 FOR TWELVE MONTHS
 ENDING FEBRUARY 28, 2025



8 STATES⁴

^{1.} Although FMREIT intends to focus its investment activities on multifamily apartments, its charter and bylaws do not preclude it from investing in other types of commercial property or real estate-related debt. ^{2.} Percentages are rounded. Trailing twelve months figures as of the date of this presentation. ^{3.} Forum owns 16 properties in whole (100%) and holds more than 90% economic interest in one property through a co-tenancy. ^{4.} Portfolio figures as of the date of this presentation. ^{5.} Net Operating Income (NOI) is a February 28, 2025 trailing twelve months figure. ^{6.} Please see a list of Forum’s acquisition target markets at the end of this document.








Your Strategic Partners in Multifamily Real Estate.

Forum Investment Group (“Forum”) is a private real estate firm specializing in the multifamily sector. With assets in over 20 states, Forum built a foundation specifically in development and has evolved into acquisition and financing. In 2018, the firm established its investment management platform to offer institutions and financial intermediaries access to multifamily debt, private credit, and equity exposure.

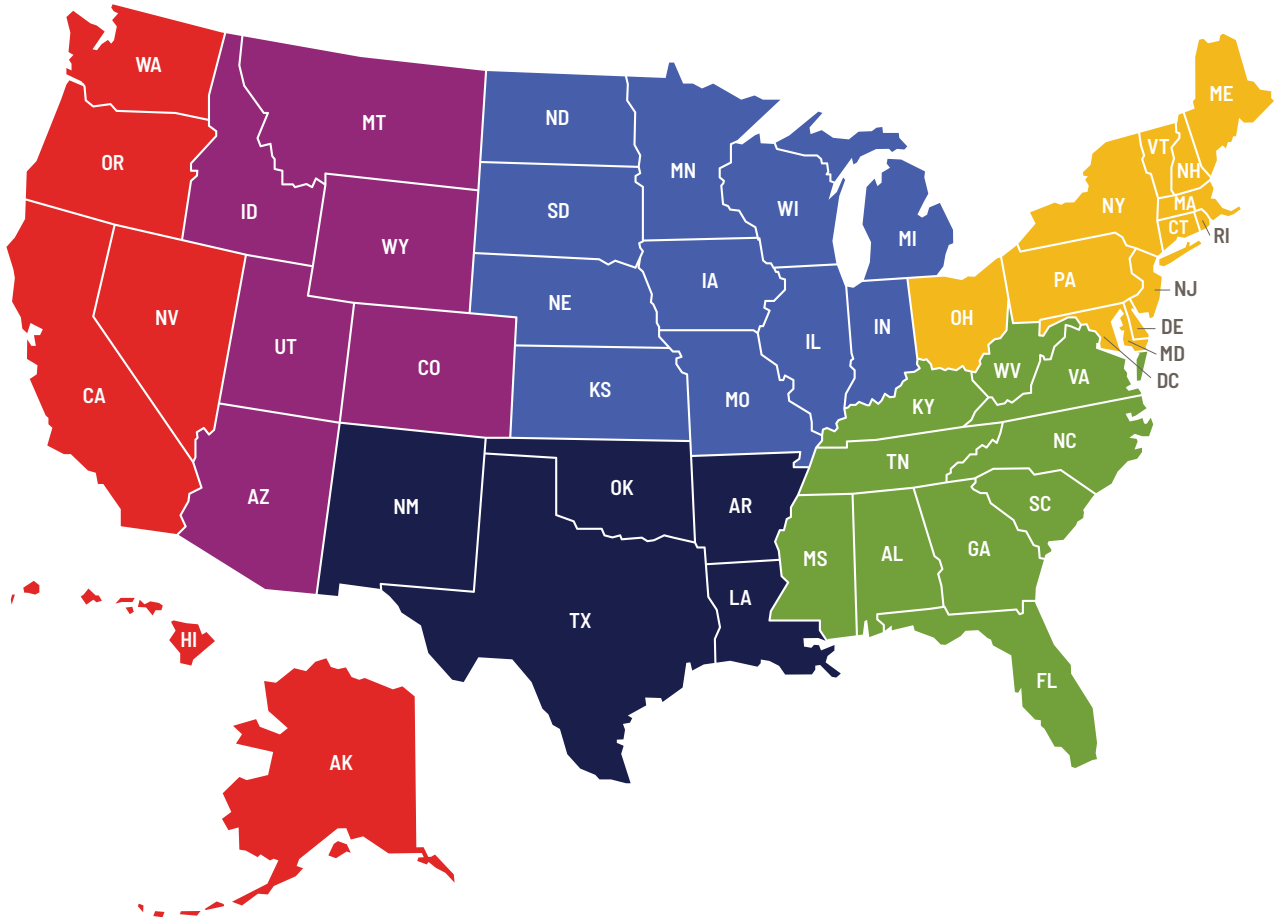
FOCUSED ON:
INCOME
GROWTH

Forum¹ : By the Numbers²

 <p>\$1.9B+ TOTAL ACQUISITION & DEVELOPMENT COST</p>	 <p>15K+ MULTIFAMILY UNITS</p>	 <p>20+ STATES</p>	 <p>48+ PROPERTIES</p>	 <p>18+ YEAR HISTORY</p>
--	--	--	--	--

Note: The statements above reflect Forum’s views and opinions as of the date hereof and not as of any future date. All expressions of opinion are subject to change without notice and are not intended to be a forecast of future events or results. There is no guarantee that the trends highlighted above will occur in the future or that the projections will be met. There is no guarantee that the views and opinions expressed above will come to pass. **1.** Forum Investment Group, LLC (“Forum”) is the sponsor of FMREIT. Investors in FMREIT will not acquire an interest in Forum or any other funds sponsored by Forum and should not assume that the performance of Forum’s previous investments, acquisitions and developments will be indicative of future results for FMREIT. **2.** Properties in FMREIT are not included in the numbers represented above. Figures represent Forum’s current and historical multifamily portfolio, including stabilized / operating properties defined as Forum properties that have achieved 92% occupancy, under construction / development properties defined as Forum properties that are under construction and have not received their final certificate of occupancy, assets in lease up defined as Forum properties that have received final certificate of occupancy but are not yet stabilized at 92% occupancy, and Forum properties that had been sold as of December 31, 2024. Includes assets owned by Forum related parties and affiliates. Does not include commercial/land projects.

Contact the Regional Director in your area to learn more about Forum and how we may be able to help you solve your client needs.



REGIONAL DIRECTORS

WEST REGION

George Zranov

Managing Director
West Region

gzranov@forumig.com
303.501.8812

MIDWEST REGION

Ante Skorput

Managing Director
Midwest Region

askorput@forumig.com
303.501.8898

NORTHEAST REGION

Paul Nardozzi

Managing Director
Northeast Region

pnardozzi@forumig.com
303.501.8853

ROCKIES REGION

Ben Low

Managing Director
Rockies Region

benlow@forumig.com
303.501.8894

SOUTHWEST REGION

Brad Duffy

Managing Director
Southwest Region

bduffy@forumig.com
303.501.8856

SOUTHEAST REGION

Open Position

Managing Director
Southeast Region

InvestorRealtions@forumig.com



Appendix

TRACK RECORD

Developments and Acquisitions

Appendix

Development & Acquisition Track Record

Acquisitions; Sold Properties¹

Property - Sold	Status	Sold Date	State	# Units	Acquisition Date	Acquisition Cost	Property Sale Amount	Estimated Property Market Value	Equity Raised ²	Total Distributions	Cash Yield to Investors ³ (Annualized)	Realized Total Net Return to Investors (Annualized) ⁴
ACQUISITIONS												
Vantage Point Apartments	Sold	2/24/15	AR	228	6/5/12	\$12,120,000	\$11,000,000	—	\$3,320,000	\$2,949,317	6.68%	-6.80%
Town Park Apartment Homes	Sold	6/23/15	AL	270	4/30/13	\$10,788,000	\$15,025,000	—	\$2,936,000	\$6,562,040	15.34%	56.30%
River Pointe Apartments	Sold	9/25/15	OH	160	10/30/12	\$5,929,300	\$5,750,000	—	\$2,200,000	\$3,211,118	12.32%	15.38%
Sky Gate Apartments (fka Hunters West Apartments)	Sold	5/11/16	MI	426	9/30/13	\$16,878,000	\$15,500,000	—	\$6,770,000	\$9,809,743	9.55%	16.38%
Seasons Park Apartments (fka Buena Vista Apartments)	Sold	9/7/17	MN	422	7/30/13	\$27,295,000	\$36,000,000	—	\$6,875,000	\$13,475,145	11.13%	22.74%
The Retreat at Farmington Hills	Sold	9/28/17	MI	424	7/31/12	\$21,350,000	\$38,200,000	—	\$7,175,000	\$19,249,543	10.94%	32.04%
Trivium (fka Buchtel Plaza)	Sold	2/27/18	CO	100	10/9/15	\$12,470,000	\$18,400,000	—	\$3,500,000	\$6,308,859	6.14%	34.16%
Ardley Ridge Townhomes and Apartments	Sold	11/7/18	OH	238	4/9/13	\$11,024,000	\$19,100,000	—	\$3,170,000	\$10,736,282	9.48%	40.92%
Inverness Cliffs Apartments	Sold	8/22/19	AL	400	8/29/14	\$42,230,000	\$49,850,001	—	\$10,741,000	\$20,090,433	6.97%	16.46%
McCain Park Apartments	Sold	11/21/19	AR	320	10/22/13	\$19,970,339	\$18,862,500	—	\$6,050,339	\$5,798,379	2.99%	-2.12%
Veranda at Westchase (fka Viera at Westchase)	Sold	6/19/20	FL	390	3/24/15	\$54,583,019	\$70,450,000	—	\$15,250,000	\$31,515,436	7.07%	19.89%
Viera Bayside	Sold	6/19/20	FL	208	10/12/16	\$21,417,000	\$30,800,000	—	\$5,825,000	\$12,859,077	9.86%	31.27%
Windsor Lake and Spring Lake Apartments	Sold	2/4/21	MS	528	10/5/15	\$49,591,286	\$52,000,000	—	\$5,754,898	\$18,055,792	8.38%	40.03%
Enclave at Breckenridge	Sold	6/29/21	KY	376	1/5/17	\$35,325,000	\$44,000,000	—	\$13,805,000	\$20,897,099	8.38%	10.60%
Stonewater Park	Sold	6/29/21	KY	236	11/21/16	\$21,250,000	\$28,250,000	—	—	—	—	—
Village 1	Sold	12/22/21	KS	144	6/29/18	\$10,295,000	\$11,250,000	—	\$2,775,000	\$3,591,976	2.91%	7.45%
Township Square	Sold	12/29/21	MI	283	1/13/15	\$18,316,486	\$28,000,000	—	\$5,491,486	\$15,389,877	9.57%	25.81%
Township Court	Sold	12/29/21	MI	143	5/6/16	\$9,012,617	\$13,100,000	—	\$2,531,474	\$6,025,033	9.08%	23.49%
Van Mark Apartments	Sold	12/30/21	MS	300	6/30/17	\$30,220,000	\$42,000,000	—	\$7,500,000	\$18,154,753	10.39%	30.68%
Corner Stone I & II	Sold	2/9/22	AL	226	7/10/18	\$14,750,000	\$19,200,000	—	\$3,750,000	\$8,005,497	9.59%	31.11%
The Mark Apartments and Turtle Place Apartments	Sold	2/17/22	AL	232	12/10/14	\$12,095,345	\$21,180,000	—	\$3,075,346	\$10,428,377	8.47%	32.26%
Birchwood (fka Woodside Glenn)	Sold	2/17/22	AL	184	11/2/15	\$7,712,000	\$13,960,000	—	\$2,112,000	\$6,145,134	8.46%	29.66%
Tuscany at Midtown	Sold	2/17/22	AL	234	10/24/16	\$12,450,000	\$17,850,000	—	\$3,825,000	\$8,983,779	10.94%	25.09%
Colony Woods	Sold	5/24/22	AL	414	6/28/16	\$44,850,000	\$71,400,000	—	\$11,050,000	\$33,906,064	9.37%	34.97%
Briarwood	Sold	11/1/22	NC	273	8/24/18	\$14,955,000	\$29,000,000	—	\$6,050,000	\$18,026,618	7.86%	46.62%
Province of Briarcliff	Sold	1/4/23	MO	120	9/14/17	\$18,355,000	\$23,800,000	—	\$4,275,000	\$9,491,904	7.93%	22.90%
TOTAL ACQUISITIONS:				7,279		\$555,232,392	\$743,927,501		\$145,807,543	\$319,667,273		
SOLD PROPERTIES												

1. The Forum Investment Group ("Forum") track record data presented herein includes multifamily properties that are owned or were owned by Forum-related entities and affiliates. Data includes properties other than development properties, and does not include commercial/land projects. Specifically, the data includes properties that are "sold acquisitions," which are properties that were initially acquired by Forum-related entities and affiliates and were later sold to third parties. Data is presented as of the date the sale of each property was completed. Certain properties remain subject to Closeout Distributions. Past performance is not indicative of future results. As with any investment, there is risk of loss. Investors cannot invest in Forum. There is no guarantee that the experience of Forum will translate into positive results for any Forum-related fund or investment opportunity. The results of each acquisition are specific to that property. Certain terms included but not limited to structure, fees, and expenses will be different in each investment. No investor in FMREIT should expect to obtain these returns. 2. Equity Raised includes equity raised by, or contributed by Forum or a Forum-related entity and, if owned through a Co-GP arrangement, does not include the Co-GP partner's equity. 3. Cash Yield to Investors (Annualized) is calculated as: Total Operating Distributions/Equity Contributions/Hold Period. The calculation includes Class B ("CPI") Interest. Refer to Disclosure Page for the definitions of capitalized terms. 4. The Total Net Return to Investors (Annualized) is calculated as: (Total Equity Distributions - Closeout Distributions - Equity Contributions)/Equity Contributions/Hold Period. If the Total Net Return to Investors (Annualized) for sold properties changes quarter-to-quarter, it is generally due to an adjustment to taxes. Refer to Disclosure Page for the definitions of capitalized terms.

Appendix

Development & Acquisition Track Record

Acquisitions; Active Properties¹

Property - Active	Status	State	# Units	Acquisition Date	Acquisition Cost	Property Sale Amount	Estimated Property Market Value ²	Equity Raised ³	Total Distributions	Cash Yield to Investors ⁴ (Annualized)	Unrealized Total Net Returns ⁵
The Pearl at Highland Village	Active	MS	361	5/26/16	\$26,125,000	—	\$25,500,000	\$7,450,000	\$2,956,719	4.36%	—
Vinings at Carolina Bays ⁶	Active	SC	264	9/27/16	\$3,345,570	—	\$5,037,624	\$1,078,182	\$1,622,976	8.37%	—
Evergreen at River Oaks	Active	LA	312	10/6/17	\$50,125,000	—	\$28,070,000	\$18,275,000	\$3,578,181	2.69%	—
Fairlane Town Center	Active	MI	200	12/15/17	\$40,910,000	—	\$31,790,000	\$9,950,000	\$4,032,860	5.75%	—
TOTAL ACQUISITIONS: ACTIVE PROPERTIES	—	—	1,137	—	\$120,505,570	—	\$90,397,624	\$36,753,182	\$12,190,737	—	—
TOTAL ACQUISITIONS: SOLD & ACTIVE PROPERTIES	—	—	8,416	—	\$675,737,962	\$743,927,501 + \$90,397,624	=	\$182,560,725	\$331,858,010	—	—
						\$834,325,125					
AVERAGE ACQUISITIONS: SOLD/ACTIVE	—	—	281	—	\$22,524,599	\$28,612,596	\$22,599,406	\$6,295,197	\$11,443,380	—	—

1. Forum track record data presented herein includes multifamily properties that are owned or were owned by Forum-related entities and affiliates. Data includes properties other than development properties and does not include commercial/land projects. Specifically, data includes "active acquisitions," which are stabilized/operating properties defined as a property that has achieved 92% occupancy as of December 31, 2024 and "sold acquisitions," which are properties that were initially acquired by Forum-related entities and affiliates and were later sold to third parties. Data is presented as of December 31, 2024, other than the data for the sold acquisitions, which is presented as of the date the sale of each property was completed. Past performance is not indicative of future results. As with any investment, there is risk of loss. Investors cannot invest in Forum. There is no guarantee that the experience of Forum will translate into positive results for any Forum-related fund or investment opportunity. The results of each acquisition are specific to that property. Certain terms included but not limited to structure, fees, and expenses will be different in each investment. No investor in FMREIT should expect to obtain these returns. 2. FMREIT properties are valued monthly by an independent valuation advisor. Properties outside of FMREIT are valued internally twice per year using the "Income Approach", which uses the income each property generates to estimate fair value, calculated as Net Operating Income divided by the Capitalization Rate. 3. Equity Raised includes equity raised by, or contributed by Forum or a Forum-related entity and, if owned through a Co-GP arrangement, does not include the Co-GP partner's equity. 4. Cash Yield to Investors (Annualized) is calculated as: Total Operating Distributions/Equity Contributions/Hold Period. The calculation includes Class B ("CPI") Interest. Refer to Disclosure Page for the definitions of capitalized terms. 5. The Unrealized Total Net Returns is calculated as: (Total Equity Distributions + Estimated Equity Value - Equity Contributions)/Equity Contributions/Hold Period. Refer to Disclosure Page for the definitions of capitalized terms. 6. A Forum-related entity owns a 9.176% economic interest in this property through co-tenancy. All columns show the 9.176% economic interest breakout except the # of Units which is being shown at 100%.

Appendix

Development & Acquisition Track Record

Developments¹

Property - Sold	Status	Sold Date	State	# Units	Closing Date	Development Cost	Property Sale Amount	Estimated Property Market Value ²	Equity Raised ³	Total Distributions	Realized Total Net Return to Investors ⁴ (Annualized)
DEVELOPMENTS											
Lofts on College	Sold	4/10/14	CO	13	11/9/10	\$8,477,752	\$12,000,000	—	\$2,623,148	\$5,398,004	30.67%
Two Nine North	Sold	7/30/14	CO	238	1/1/12	\$64,249,570	\$93,500,000	—	\$6,000,000	\$21,619,086	96.76%
The Logan	Sold	9/19/14	CO	57	1/1/12	\$9,944,559	\$15,500,000	—	\$2,486,000	\$5,446,748	42.94%
Veranda Highpointe	Sold	12/15/15	CO	362	3/1/12	\$62,502,209	\$105,000,000	—	\$23,900,000	\$51,299,008	30.09%
Lofts on the Hill	Sold	1/1/16	CO	13	3/25/10	\$7,624,815	\$11,325,000	—	\$2,215,000	\$5,093,583	16.20%
Residences at Kent Place	Sold	7/13/17	CO	300	7/8/13	\$88,802,262	\$127,400,000	—	\$35,302,262	\$59,534,111	16.99%
Solhaus	Sold	12/12/17	MN	75	1/1/12	\$12,388,391	\$14,737,050	—	\$3,050,000	\$6,411,190	17.62%
Solhaus Tower	Sold	12/12/17	MN	75	4/28/11	\$11,963,613	\$12,262,950	—	\$3,026,000	\$5,429,164	11.11%
TOTAL DEVELOPMENTS: SOLD² PROPERTIES	—	—	—	1,133	—	\$265,953,171	\$391,725,000	—	\$78,602,410	\$160,230,893	—
Property - Active	Status		State	# Units	Closing Date	Development Cost	Property Sale Amount	Estimated Property Market Value ²	Equity Raised ³	Total Distributions	Unrealized Total Net Returns ⁴
Epoque Golden	Active		CO	120	9/15/17	\$44,660,000	—	\$62,220,000	\$17,060,000	\$4,776,301	—
Huye Apartments	Active		UT	301	8/20/19	\$55,059,938	—	\$73,850,000	\$22,827,000	\$14,011,819	—
The Parallel	Active		CO	280	12/17/20	\$79,100,400	—	\$102,000,000	\$31,758,000	\$11,917,699	—
Enova	Active		CO	228	1/5/21	\$51,850,170	—	\$69,250,000	\$21,300,000	\$11,015,178	—
TOTAL DEVELOPMENTS: ACTIVE PROPERTIES	—	—	—	929	—	\$230,670,507	—	\$307,320,000	\$92,945,000	\$41,720,997	—
Nacona	In Lease-Up		AZ	264	6/30/21	\$56,967,700	—	—	\$22,867,700	—	—
Alana	In Lease-Up		CO	300	5/20/21	\$95,366,367	—	—	\$33,299,000	—	—
TOTAL DEVELOPMENTS: LEASE UP PROPERTIES	—	—	—	564	—	\$152,334,067	—	—	\$56,166,700	—	—
Edera	In Construction		CO	287	12/20/21	\$86,950,000	—	—	\$30,530,000	—	—
Bascom Station	In Construction		CA	590	2/24/22	\$373,219,000	—	—	\$36,856,000	—	—
The Kallan	In Construction		NV	242	6/16/22	\$85,362,000	—	—	\$36,962,000	—	—
The Gauge	In Construction		UT	296	12/28/22	\$92,694,999	—	—	\$27,650,000	—	—
TOTAL DEVELOPMENTS: UNDER CONSTRUCTION PROPERTIES	—	—	—	1,415	—	\$638,225,999	—	—	\$131,998,000	—	—
TOTAL DEVELOPMENTS: SOLD, ACTIVE, & UNDER CONSTRUCTION PROPERTIES	—	—	—	4,041	—	\$1,287,183,745	\$391,725,000 + \$471,520,000 = \$863,245,000	—	\$359,712,110	\$201,951,889	—
AVERAGE DEVELOPMENTS: SOLD, ACTIVE, & UNDER CONSTRUCTION	—	—	—	225	—	\$71,510,208	\$48,965,625	\$78,586,667	\$19,984,006	\$11,219,549	—
TOTAL								ACQUISITIONS & DEVELOPMENTS			
TOTAL MULTIFAMILY PORTFOLIO	—	—	—	12,457	—	\$1,962,921,706	\$1,135,652,501	\$561,917,624	\$542,272,835	\$533,809,899	—
AVERAGE MULTIFAMILY PORTFOLIO	—	—	—	260	—	\$40,894,202	\$33,401,544	\$56,191,762	\$11,537,720	\$11,357,657	—

1. Forum track record data presented herein includes multifamily properties that are owned or were owned by Forum-related entities and affiliates. Data includes (i) "sold acquisitions" and "active acquisitions" (as defined on pages 10 and 11, respectively), (ii) "sold developments," (defined as properties that Forum or a Forum-related entity developed), (iii) "active developments" (defined as properties that Forum or a Forum-related entity developed and have stabilized at 92% occupancy), (iv) properties that are under construction/development properties (defined as properties that are under construction and have not received a final certificate of occupancy), and (v) properties in lease-up (defined as properties that have received a final certificate of occupancy but are not yet stabilized at 92% occupancy). Data is presented as of December 31, 2024, other than data for the sold properties, which is presented as of the date the sale of each property was completed and excludes commercial/land projects. Past performance is not indicative of future results. As with any investment, there is risk of loss. Investors cannot invest in Forum. There is no guarantee that the experience of Forum will translate into positive results for any Forum-related fund or investment opportunity. The results of each development are specific to that property. Certain terms included but not limited to structure, fees, and expenses will be different in each investment. No investor in FMREIT should expect to obtain these returns. 2. MREIT properties are valued monthly by an independent valuation advisor. Properties outside of FMREIT are valued internally twice per year using the "Income Approach", which uses the income each property generates to estimate fair value, calculated as Net Operating Income divided by the Capitalization Rate. 3. Equity Raised includes equity raised by, or contributed by Forum or a Forum-related entity and, if owned through a Co-GP arrangement, does not include the Co-GP partner's equity. 4. Refer to Page 11, Footnote 5 for the calculation of Unrealized Total Net Return.

IMPORTANT DISCLOSURES

This material is for informational purposes only and should not be used or construed as an offer to sell, a solicitation of an offer to buy, or a recommendation to buy, sell or hold any security, investment, investment strategy or market sector. This information is qualified in its entirety by the contents of relevant offering and governance documents, and potential investors should read all offering and governance documents carefully before making an investment decision. An investor should not construe the contents of this material as legal, tax, investment, or other advice. No securities commission or similar regulatory authority in the U.S. or any other jurisdiction has reviewed, recommended or in any way passed upon this presentation or the merits of any standalone investment, or investment in any investment strategy or vehicle of Forum, and any representation to the contrary is an offense. Investing involves risk, including the possible loss of principal and fluctuation of value. In

considering any performance data contained herein, each recipient should bear in mind that past performance is not indicative of future results, and there can be no assurance that an investment program will achieve comparable results or will achieve any projected, estimated, or targeted results. The information contained herein is confidential and is not to be disclosed to any other person, or copied or reproduced, in any form, in whole or in part, without Forum's prior written consent. This material is intended only to provide a broad overview for discussion purposes. Any projections, market outlooks or estimates in this material are forward-looking statements and are based upon certain assumptions. Other events which were not taken into account may occur and may significantly affect the returns or performance of any investment strategy. Any projections, outlooks or assumptions should not be construed to be indicative of the actual events which will occur.

DEFINITIONS

Hold Period: For sold/rolled up acquisitions and developments, the Hold Period is calculated as: (Sales Distribution Date - date of first equity contribution)/365 days. For active acquisitions and developments, the Hold Period is calculated as: (current quarter-end - date of first equity contribution)/365 days.

Sales Distribution Date: The date the distributions from a sale are sent to investors.

Total Equity Distributions: Includes operational distributions, refinance/special distributions, and Closeout Distributions.

Total Operating Distributions: Quarterly distributions paid out of property earnings.

Closeout Distributions: Generally a relatively small portion of the Total Equity Distributions and vary by time period; therefore, they are removed for greater consistency among the return calculations.

Estimated Equity Value: Calculated by the waterfall set forth in the applicable operating agreement for each property, which is a function of Forum's most recent estimated valuation of the property as of the current quarter-end less the debt payoff as of the current quarter-end and using those amounts in the waterfall set forth in the applicable operating agreement.

Class B ("CPI") Interest: A membership interest in the property based upon the amount of the Capital Contributions made by the Class B Members.

Class B Members: Members that own a Class B Membership Interest in the property.

Capital Contributions: The total amount of cash and the fair market value (net of any liabilities secured by the contributed property).

Class B ("CPI") Value: Calculated as part of the waterfall in the applicable operating agreement.

FORUM'S ACQUISITION TARGET MARKETS

Forum's target markets include: Atlanta, GA; Austin, TX; Charlotte, NC; Dallas-Fort Worth, TX; Front Range, CO (Denver, Boulder, Ft. Collins, Colorado Springs); Indianapolis, IN; Las Vegas, NV; Nashville, TN; Orlando, FL*; Phoenix AZ; Raleigh-Durham, NC; Salt Lake City, UT; Seattle, WA. In addition to our Primary Target Markets, Forum also tracks a handful of other markets that exhibit strong multifamily fundamentals in line with our criteria. Some examples include: Asheville, NC; Columbus, OH; Reno, NV; Tucson, AZ.

*Subject to mitigation of insurance risk.

IMPORTANT RISK FACTORS

An investment in Forum Multifamily Real Estate Investment Trust, Inc. ("FMREIT" or the "Company") is subject to significant risks. A summary of some of the more important risks is below. A more detailed description of the risks associated with the offering is found in the section of the private placement memorandum ("PPM") entitled "Risk Factors." Investors should read and understand all of the risk factors before making a decision to invest in shares of FMREIT's common stock. The following material must be read in conjunction with the PPM in order to fully understand all of the implications and risks of the offering of securities to which it relates.

- **Past performance is not a guarantee of future results. Investing in shares of FMREIT's common stock involves a high degree of risk. Full loss of principal is possible.**
 - REITs are not suitable for all investors. FMREIT is subject to various risks related to owning real estate, including changes in economic, demographic, and real estate market conditions. Due to the risks involved in the ownership of real estate and real estate-related investments, the amount of distributions FMREIT may pay to stockholders in the future, if any, is uncertain. There is no guarantee of any return on investment and stockholders may lose the amount they invest.
 - FMREIT anticipates that its investment in real estate assets will be primarily concentrated in the multifamily real estate sector. Such sector concentration may expose FMREIT to the risk of economic downturns in this sector to a greater extent than if its business activities included investing a more significant portion of the net proceeds of the offering in other sectors of the real estate industry, and market concentrations may expose FMREIT to the risk of economic downturns in such areas. These concentration risks could negatively impact FMREIT's operating results and affect its ability to make distributions to its stockholders.
 - Furthermore, investing in FMREIT's common stock involves additional and substantial risks specific to FMREIT, including, among others, that:
 - i. There is no assurance that we will be able to achieve our investment objectives.
 - ii. There is no public trading market for shares of our common stock, and we do not anticipate that there will be a public trading market for our shares, so redemption of shares by us will likely be the only way to dispose of your shares. Our share redemption program will provide you with the opportunity to request that we redeem your shares on a monthly basis, but we are not obligated to redeem any shares and may choose to redeem only some, or even none, of the shares that have been requested to be redeemed in any particular month, in our discretion. In addition, redemptions will be subject to available liquidity and other significant restrictions. Further, our board of directors may make exceptions to, modify or suspend our share redemption program if in its reasonable judgment it deems such actions to be in our best interest and the best interest of our stockholders. Although our board of directors has the discretion to suspend our share redemption program, our board of directors will not terminate our share redemption program other than in connection with a liquidity event which results in our stockholders receiving cash or securities listed on a national securities exchange or where otherwise required by law. As a result, our shares should be considered as having only limited liquidity and at times may be illiquid; therefore, you must be prepared to hold your shares for an indefinite length of time.
- iii. A portion of the proceeds received in this offering is expected to be used to satisfy redemption requests. Using the proceeds from this offering for redemptions will reduce the net proceeds available to retire debt or acquire additional investments, which may result in reduced liquidity and profitability or restrict our ability to grow our NAV. The transaction price may not accurately represent the value of FMREIT's common stock at any given time and the actual value of a stockholder's investment may be substantially less. The transaction price generally is based on FMREIT's most recently disclosed monthly NAV of each class of common stock (subject to material changes as described above) and will not be based on any public trading market. In addition, the transaction price may not accurately reflect the actual prices at which FMREIT's assets could be liquidated on any given day, the value a third party would pay for all or substantially all of FMREIT's shares, or the price at which FMREIT's shares would trade on a national stock exchange. Further, FMREIT's board of directors may amend its NAV procedures from time to time.
 - iv. The offering price and redemption price for shares of our common stock are generally based on our prior month's NAV and are not based on any public trading market. In addition to being up to a month old when share purchases and redemptions take place, our NAV does not currently represent our enterprise value and may not accurately reflect the actual prices at which our assets could be liquidated on any given day, the value a third party would pay for all or substantially all of our shares, or the price that our shares would trade at on a national stock exchange. Furthermore, our board of directors may amend our NAV procedures from time to time. Although there will be independent appraisals of our properties, the appraisal of properties is inherently subjective and our NAV may not accurately reflect the actual price at which our properties could be liquidated on any given day.
 - v. Distributions are not guaranteed and may be funded from sources other than cash flow from operations, including, without limitation, borrowings, the sale of our assets, return of capital or offering proceeds, and advances or the deferral of fees and expenses. We have no limits on the amounts we may fund from such sources.
 - vi. We depend on FMREIT Advisors LLC (our "Advisor") and its affiliates to select investments and to manage our business.

IMPORTANT RISK FACTORS CONTINUED

- vii. We pay substantial fees to our Advisor and its affiliates. These fees increase the risk that you will not earn a profit on your investment. These fees were not negotiated at arm's length and therefore may be higher than fees payable to unaffiliated third parties.
- viii. Forum Investment Group, LLC ("Forum" or the "Sponsor"), the Advisor and their affiliates are subject to conflicts of interest, including conflicts arising from time constraints and the fact that the fees our Advisor receives for services rendered to us are based on our NAV, the procedures for which the Advisor assists our board of directors in developing, overseeing, implementing and coordinating.
- ix. Our use of leverage, such as mortgage indebtedness and other borrowings, increases the risk of loss on our investments. Principal and interest payments on these loans reduce the amount of money that would otherwise be available for other purposes.
- x. Volatility in the debt markets could affect our ability to obtain financing for investments or other activities related to real estate assets and the diversification or value of our portfolio, potentially reducing cash available for distribution to our stockholders or our ability to make investments. In addition, we have loans and may obtain future loans with variable interest rates, volatility in the debt markets could negatively impact such loans.
- xi. Failure to qualify as a REIT could adversely affect our operations and our ability to make distributions.

This presentation has been provided to you by Forum for informational purposes and may not be relied upon for any other purpose. The information contained herein is preliminary and subject to change and is not an offer to buy or sell or a solicitation of an offer to buy or sell an interest in the Company or any other investment fund sponsored by Forum. No such offer or solicitation will be made prior to the delivery of the Company's PPM and/or other associated documentation, including subscription documents (the "Subscription Documents," and together with the PPM, the "Company Documents").

The opinions herein do not take into account prospective investors' circumstances, objectives, or needs and are not intended as recommendations of particular securities, financial instruments or strategies to any prospective investors. Nothing contained herein should be construed as legal, business, tax accounting or investment advice. You should consult your own attorney, business advisor, tax advisor and accounting advisor as to legal, business, tax, accounting and related matters concerning an investment in the Company and its suitability for you.

The information in these materials is intended solely for "Accredited Investors" within the meaning of Rule 501 of Regulation D under the U.S. Securities Act of 1933, as amended (the "Securities Act"). An investment in the Company may not be suitable for all persons. No representation is made as to the feasibility for any recipient hereof

to acquire interests in the Company, which will only be offered on a private placement basis to suitably qualified investors of the type described above. No securities commission or regulatory authority in the United States has in any way passed upon the merits of an investment in the Company or the accuracy or adequacy of this presentation or the material contained herein.

None of Forum or any of its affiliates make any representation or warranty, express or implied, as to the accuracy, completeness or reliability of the information contained herein, and nothing contained herein shall be relied upon as a promise or representation as to past or future performance. All information set forth herein has been prepared from information furnished by Forum and from publicly available sources. The information contained herein (including industry data) may be based, in part, on information obtained from third parties believed to be reliable and/or assumptions that later prove to be invalid or incorrect. While such sources are believed to be reliable, none of Forum or its affiliates assumes any responsibility for such information. The data and charts presented in this presentation are intended to be actual, historical data or otherwise are intended to be hypothetical illustrations of mathematical principles.

The information contained herein does not purport to contain all of the information that may be required to evaluate a potential investment in the Company, and you are urged to read the Company Documents and should conduct your own independent analysis of any data referred to herein. This material should not be used as the sole basis for making a decision as to whether or not to invest in the Company. In making an investment decision, you must rely on your own examination of the Company and the terms of the applicable offering. The information contained herein is qualified in its entirety by reference to the Company Documents. If the terms described herein are inconsistent with the terms of the Company Documents, the Company Documents will control. The Company has the ability in its sole discretion to change the strategy or terms described herein at any time. You are urged to request any additional information you may consider necessary or desirable in making an informed investment decision. You (and your representative, if any) are invited to ask questions of, and receive answers from, Forum concerning the Company and to obtain additional information.

The information contained herein is as of the date hereof or as of the specific dates noted herein, as applicable, and Forum has no obligation to update or revise such information as a result of new information, subsequent events or any other circumstances, including in the event that such information becomes inaccurate, and nothing shall be construed as to create any implication that there has been no change in the affairs of Forum after the date hereof. Unless otherwise noted, any performance information contained herein is unaudited. Certain figures in this presentation have been rounded and certain schedules may not foot due to such rounding.

ADDITIONAL DISCLOSURES

This presentation includes express and implied forward-looking statements regarding the current expectations, estimates, opinions and beliefs of Forum that are not historical facts. Such forward-looking statements may be identified by words such as "believes," "expects," "endeavors," "anticipates," "intends," "plans," "estimates," "projects," "target," "should," "may," "will" and "objective" and variations of such words and similar words or the negatives thereof. The accuracy of such statements is dependent upon future events, and involves known and unknown risks, uncertainties and other factors beyond Forum's control that may cause actual results to differ materially from what is presented herein. These forward-looking statements speak only as of the date of this presentation and should not be construed as statements of facts. Prospective investors in the Company should not rely on these forward-looking statements or examples included herein in deciding whether to invest in the Company.

Any estimates or projections contained herein as to events that may occur in the future (including projections of future financial performance and forward-looking statements) are based upon the reasonable judgment of Forum. Due to various risks and uncertainties, actual events or results or the actual performance of the Company may differ materially from those reflected or contemplated in such estimates or projections. There can be no assurances or guarantees that (i) the Company's investment objectives will be realized, (ii) the Company's investment strategy will prove successful, (iii) investors will not lose all or a portion of their investment in the Company, and (iv) the projections and estimates contained herein will be achieved. An investment in the Company will provide limited liquidity since the interests in the Company are not

freely transferable. Any investment in the Company is speculative, involves a high degree of risk, and is suitable only for persons with investment experience and of adequate financial means who have no need for liquidity.

The information contained herein is privileged and confidential information and is intended for use by the intended recipient only. This presentation includes confidential, proprietary, trade secret and other commercially sensitive information and must be kept strictly confidential and may not be photocopied, reproduced or distributed (in each case, in whole or in part) to others at any time without the prior written consent of Forum. By accepting such information, you agree that you will, and you will cause your directors, partners, officers, employees, affiliates, agents and representatives to, use such information only to evaluate your potential investment in the Company and for no other purpose, and you will not make any communication regarding the Company or provide or divulge any such information to any other party or summarize or otherwise refer to such information. You shall be responsible for violations of your directors, partners, officers, employees, affiliates, agents and representatives of the obligations set forth in this paragraph. You agree to return this presentation to Forum promptly upon request.

Distributor: Foreside Fund Services, LLC serves as the Dealer Manager for the Forum Multifamily Real Estate Trust, Inc.



Thank You

Forum Investor Relations

FMREIT@ForumIG.com

888.479.4008